


R1250 LEVERLESS PRO

PREMIUM AUTOMATIC TIRE CHANGER



**NO LIFTING.
NO CARRYING. NO SWEAT.**
PRECISION HAS NEVER BEEN SO SIMPLE.


Experience the speed, safety, and accuracy of tire changing like never before.

- Convenient front loading wheel lift
- Dual bead rollers and laser-guided tool positioning



**HANDLE THE MOST
CHALLENGING
WHEEL AND TIRE
COMBINATIONS
WITH EASE!**

Versatile tire mounting with standard features that make changing difficult light truck combinations, low profiles, runflats, exotic rims and other specialty jobs available for any shop. Service 17.5" and 19" wheels.



WATCH & LEARN!

Scan code to watch product videos.

Ready to Roll Right Out of the Box

Turnkey system; start using it immediately and get more vehicles serviced faster and back on the road in no time.

Lower Price Point and Cost of Ownership

The R1250 price is lower than industry standard changers with similar features and benefits:

- More economical replacement parts
- Fewer moving parts reducing any repair costs

FULLY LEVERLESS OPERATION

SIMPLE, INTUITIVE, PUSH-BUTTON CONSOLE CONTROLS



HOME FUNCTION FEATURE

- Automatically moves tools and arms from the work area



POSITION MEMORY FEATURE

- Auto-repositions mount/demount head to starting position
- Rapid assembly / disassembly
- Reduce error and improve operational speed



LASER GUIDED TOOL POSITIONING

- Perfect roller placement every time



SIMULTANEOUSLY POSITION DUAL BEAD-BREAKING ROLLERS

- Increases speed, safety, and accuracy
- Used during match-mounting to the rim



AUTO INDENT

- Mechanical position sensors automatically indent tire beads
- Rollers release when the direction is changed preventing accidental wheel damage




PATENTED, WORRY-FREE TIRE DEMOUNTING

- Polymer tool head enters between bead and rim pulling the bead into position for demounting
- Eliminates stress and damage to tire and rim
- No metal on metal contact

STANDARD FEATURES

- Integrated wheel lift
- Quick-lock rim clamping device with cone guard
- Power-assisted bead mount / demount tool
- Rotating pneumatic top bead pressing tool
- Inflation station
- Storage cabinet
- Tire paste lubricant and brush



THREE-POSITION CENTER LOCKING POST

- Services standard and reverse-mount rims



TOP BEAD PRESS ARM

- Power-assisted rotating bead depressor
- Designed for large and specialty tires



FRONT-LOADING PNEUMATIC WHEEL LIFT

- Safely position heavy wheel assemblies onto the changer pedestal
- Foot pedal controlled up / down movement
- Reduces operator fatigue and wheel damage



QUICK LOCK TIRE CLAMPING

Center post locking with patented floating plate. Ideal for reverse rims, this self-locking mechanism reduces operator effort, set up time and eliminates wheel damage.

FOOT PEDAL CONTROLS

Inflation, rotation and wheel lift operations are controlled by three convenient foot pedals.

FEATURES 0-15 RPM VARIABLE SPEED TURNABLE MOTOR

- Exclusive inverter that regulates rotational speed offering the operator customizable speed control.
- Rotational speed slows as the stress on the bead increases, avoiding any damage to the tire.

ROTARY

BY ROTARY SOLUTIONS

R1250

FEATURES & SPECIFICATIONS:

INCLUDES:

- Lube with long-handle lube brush
- Chrome clad adapter
- Traction knife
- 3/4 ton cone
- Storage cabinet

Clamping Range: 10" - 30" Wheels

Maximum Tire Width: 19"*

Maximum Tire Diameter: 47"

Wheel Lift Capacity: 178 lbs.

Maximum Torque: 120 Kgm

Variable Speed Rotation Motor:
2hp / 1.5Kw inverter motor

Bead Breaking Force: 2,645 Ft/lbs. / each roller
- Bead Breaker Movement is Automatic
with Position Switch Indent Feature

Voltage: 220v / 60Hz / 0,75kW / 1ph
- Ships with NEMA L6 - 20 plug

Recommended Air Supply: 115-145 PSI / 8 -10 bar

*Measurement depends on wheel offset

STANDARD EQUIPMENT



INTEGRATED BEAD SEATER PATENTED POWERFUL TOP INFLATION

Safe tubeless bead blast tire inflation system works on any rim diameter. Downward flow with reduced draw back prevents accidental use with other people or objects.



Includes pedal-operated inflation with gauge and pressure-reduced quick inflating valve.



PIN PROTECTORS
for centering pulling unit



CENTERING ADAPTER
with double conic section adds clamping capability.



CHROME CLAD ADAPTER
For use with wheels with a chrome, or plastic face.



RUBBER PLATE INSERT
Turntable guard adds protection to reverse mount wheels.



QUICK FIT
mechanical rim clamping device



TRACTION TOOL
Used as an additional bead-pressing point to make low-profile, UHP, and Runflat mounting easier.



ROTARY SOLUTIONS

To learn more about all of our automotive service and repair solutions or to contact your local distributor, visit us at www.RotarySolutions.com today.

Need assistance or have questions? We're here to help:
800.445.5438 / Sales: insidesales@rotarysolutions.com
Technical Support: WS-techsupport@rotarysolutions.com

ROTARY SOLUTIONS™

2700 Lanier Drive | Madison, IN 47250, U.S.A.

Lit# Rotary R1250 Tire Changer Cutsheet.10.01.2024

©2024 VEHICLE SERVICE GROUP™
All Rights Reserved. Unless otherwise indicated, ROTARY SOLUTIONS™, VEHICLE SERVICE GROUP™, DOVER® and all other trademarks are property of Dover Corporation and its affiliates.

Product specifications, part numbers, images and component descriptions are subject to change without notice or liability.