

# Rotary®



## ***WHEEL BALANCERS***

*ROTARY WHEEL SERVICE EQUIPMENT*



[www.rotarywheelservice.com](http://www.rotarywheelservice.com)

# R180 PRO 3D AUTO TECHNOLOGY

**ELECTRONIC BALANCER with MICROPROCESSOR**

**EQUIPPED WITH AUTO WHEEL DIMENSION SONOR and LASER RIM SCANNER**

PERFECT BALANCING WITH MAXIMUM SPEED AND PRECISION

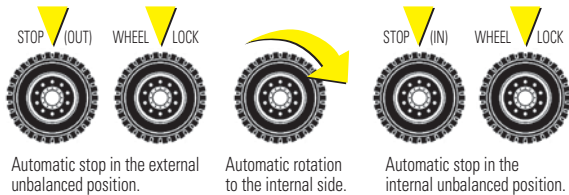
## AUTOMATIC BALANCING MODE

The R180 saves time and material cost.

Faster efficient balancing reduces wheel weight consumption while reducing spins and repositioning time lost. Interactive screen output identifies hidden weight location position, provides detailed analysis for precision weight placement.

## AUTOMATIC LOCK IN POSITION

Automatic start when the cover is lowered.



Automatic stop in the external unbalanced position.

Automatic rotation to the internal side.

Automatic stop in the internal unbalanced position.



QUICK LOCK

## AUTOMODE

After lowering the hood the sonar automatically detects wheel dimension.

- The laser scans rim profile
- Balancing program is auto selected
- Adhesive weights are positioned and memorized
- Wheel spoke quantities are checked and position for proper location of hidden weights is located
- Easily switch readout from ounces to grams

## PROGRAM FEATURES



### MONITOR KEYBOARD

Linked directly to a standard monitor, this durable touch-pad allows for a "gloved" input with the convenience of a touch screen monitor.



### LASER WHEEL SCANNER

The laser pointer indicates the exact positioning for weights



SCAN CODE FOR PRODUCT VIDEO

## GUIDED BALANCING PROCEDURE

The functions related to each key vary according to use and are identified by icons on the display for easier understanding. Residual static readings are displayed throughout service functions.



### SPOKE

Hidden weight program



### SPLIT PROGRAM



### ALU-S

3 automatic ALU S programs



## STANDARD ACCESSORIES

OPTIONAL ACCESSORIES SEE PAGE 5

HW150400132 / 2.07" - 4.35" (52.5-110.7mm)

Seven-piece Pro Collet Kit 40mm

- Clad Wheel Problem Solver
- Static Imbalance Solution
- Lower Taper = Better Mounting
- No Wheel Hub Interference



**GAR 112**  
Light truck cone  
3.75" - 5" (95-124 mm)



**GAR 345**  
Large quick nut replacement lock



Caliper and Pliers



Wheel diameter: 10" - 30"

Tire width: 1.5" - 22"

Maximum tire diameter: 44"

R180 PRO 3D AUTO services:



Optional equipment may be required

### DIMENSIONS:

HEIGHT: 57.125" / 66.5" with hood up

WIDTH: 53.625"

DEPTH: 30.375" / 35.625" with hood up

### TECHNICAL DATA R180

Max. assembly weight	176 lbs. (80kg)
Read out accuracy	1 g
Cycle time	6 seconds
Rotation speed (rpm)	<100
Power supply	110v / 60 Hz / 1Ø

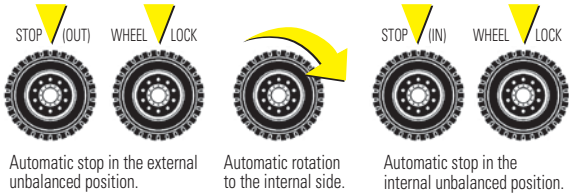
# R155 PRO 3D AUTO TECHNOLOGY

**ELECTRONIC BALANCER with MICROPROCESSOR**

**ALL THE FEATURES FOR THE MOST DEMANDING PROFESSIONALS**

## AUTOMATIC LOCK IN POSITION

Automatic start when the cover is lowered.



## EASY OPERATION

Interactive inputs guide tech during all phases of the balancing process.



Automatic storage of distance and diameter.



Automatic programs.

## INTERNAL DATA ARM



Quick selection and rim run-out measurement with internal data gauge.



**LASER BLADE**  
The laser pointer indicates the exact positioning for weights



**DOUBLE LED**

## LINKED KEYBOARD



**MONITOR KEYBOARD**  
Linked directly to a standard monitor, this durable touch-pad allows for a "gloved" input with the convenience of a touch screen monitor.



**QUICK LOCK**




SCAN CODE FOR PRODUCT VIDEO



## WIDTH GAUGE

3D wheel tire sensor caliper for automatic measure of rim width



**Wheel diameter:** 10" - 30"  
**Tire width:** 1.5" - 22"  
**Maximum tire diameter:** 44"

## R155 PRO 3D services:



Optional equipment may be required

## DIMENSIONS:

HEIGHT: 57.625" / 66.5" with hood up  
WIDTH: 50.25"  
DEPTH: 37.75"

TECHNICAL DATA	R155
Max. assembly weight	154 lbs. (70kg)
Read out accuracy	1 g
Cycle time	6 seconds
Rotation speed (rpm)	<100
Power supply	110v / 60 Hz / 10

## STANDARD ACCESSORIES OPTIONAL ACCESSORIES SEE PAGE 5



**HW150400132 / 2.07"- 4.35" (52.5-110.7mm)**

**Seven-piece Pro Collet Kit 40mm**

- Clad Wheel Problem Solver
- Static Imbalance Solution
- Lower Taper For Better Mounting
- No Wheel Hub Interference



**Caliper and Pliers**



**GAR 345**  
**Large quick nut replacement lock**



**GAR 112**  
**Light truck cone**  
3.75"- 5" (95-124 mm)

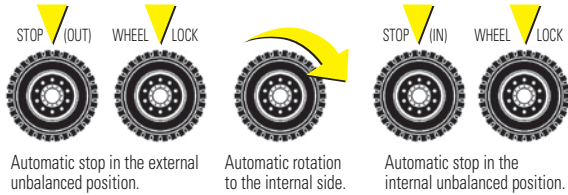
# R148 PRO 2D TECHNOLOGY

**ELECTRONIC BALANCER with MICROPROCESSOR**

**EQUIPPED WITH AUTO WHEEL DIMENSION CALIPER**  
 PERFECT BALANCING WITH AUTOMATIC MEASUREMENT OF WHEEL  
 DISTANCE AND DIAMETER.

## AUTOMATIC LOCK IN POSITION

Automatic start when the cover is lowered.



Automatic stop in the external unbalanced position.

Automatic rotation to the internal side.

Automatic stop in the internal unbalanced position.



## AUTOMATIC DISTANCE + DIAMETER MEASUREMENT

Caliper for automatic distance and diameter measurement.  
 Automatic ALU S program.



## LARGE DIGITAL DISPLAYS

12 PROGRAM FEATURES FOR CAR, LIGHT TRUCK AND MOTORCYCLE WHEELS



**Wheel diameter:** 10" - 30"  
**Tire width:** 1.5" - 22"  
**Maximum tire diameter:** 44"

**R148 PRO 2D services:**



Optional equipment may be required

**DIMENSIONS:**  
 HEIGHT: 52" / 66.5" with hood up  
 WIDTH: 46.625"  
 DEPTH: 37"

## STANDARD ACCESSORIES OPTIONAL ACCESSORIES SEE NEXT PAGE



**HW150400132 / 2.07"- 4.35" (52.5-110.7mm)**

**Seven-piece Pro Collet Kit 40mm**

- Clad Wheel Problem Solver
- Static Imbalance Solution
- Lower Taper For Better Mounting
- No Wheel Hub Interference



**Caliper and Pliers**



**GAR 112 Light truck cone**  
 3.75" - 5" (95-124 mm)



**GAR 345 Large quick nut replacement lock**

TECHNICAL DATA	R148
Max. assembly weight	154 lbs. (70kg)
Read out accuracy	1 g
Cycle time	6 seconds
Rotation speed (rpm)	<100
Power supply	110v / 60 Hz / 10

# R138 SHOP

## 2D LOW ROTATION SPEED

### FIRST LEVEL COMPUTERIZED BALANCER

Motorized balancer at a great value compliments any shop.

Its small footprint and lower rotational speed offers features even the most demanding operator will appreciate. A heavy-duty 40mm shaft, large 10.5" offset for deep rims, easy to read display and standard accessories completes this great package.

### PROGRAM FEATURES



#### AUTO STOP ON TOP AUTO LOCK

Automatic start when the cover is lowered and automatic stop of the wheel in the external unbalanced position.



#### CALIPER FOR AUTOMATIC DISTANCE + DIAMETER MEASUREMENT

Automatic ALU S program



Includes HIDDEN WEIGHT program

### STANDARD ACCESSORIES



**GAR 111**  
Passenger tire cone kit  
1.75" - 4" (44-104 mm)



**GAR 112**  
Light truck cone  
3.75" - 5" (95-124 mm)



**GAR 101**  
Quick nut  
replacement lock

Caliper  
and Pliers



LARGE DIGITAL  
DISPLAY



Wheel diameter: 10" - 26"  
Tire width: 1.5" - 22"  
Maximum tire diameter: 35.4"

R138 SHOP 2D services:



Optional equipment may be required


**DIMENSIONS:**  
HEIGHT: 46.5" / 62.875" with hood up  
WIDTH: 39.5"  
DEPTH: 29.125"

TECHNICAL DATA	R138
Maximum assembly weight	143 lbs. (65kg)
Read out accuracy	1 g
Cycle time	6 seconds
Rotation speed (rpm)	<100
Power supply	110v / 60 Hz / 1Ø

### OPTIONAL ACCESSORIES / R180 / R155 / 148 / 138 BALANCERS



**GAR113**  
Light truck cone  
4.65" - 6.8" (118-174mm)  
Vans and light trucks



**SHOWN: HW210400002**  
Series IV Quick Plate Kit 40mm

**HW200299409**  
North American Flange Plate Kit 40mm



**GAR124 Spacer for all balancers**  
May be used with GAR112 and  
the #8, 9, 10 & 11 collets

#### HW150400110 2.07" - 4.76" (52.5mm-122mm) Nine-piece Pro Collet Kit 40mm

- Clad Wheel Problem Solver
- Static Imbalance Solution
- Lower Taper For Better Mounting Surface with No Wheel Hub Interference
- Includes collets #1 thru #9



**GAR324 Wheel lift** with automatic compensation of wheel weight  
Memorizes wheel weight - when the wheel is removed from the balancer, there are no forces on balancer shaft.

# R544 PLUS TRUCK 3D

## VERSATILE COMMERCIAL TRUCK BALANCER

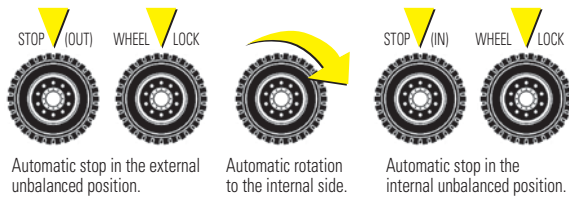
Fast and accurate balancing of commercial, passenger vehicle and motorcycle wheels.

MICROPROCESSOR CONTROLLED with PROGRAMS FOR SELF-CALIBRATION and DIAGNOSTICS

One single low rotation spin provides a readout of out of balance values and gives the related position on the wheel. Operator enters the wheel diameter and width automatically with the gauge.

### AUTOMATIC LOCK IN POSITION

Automatic start when the cover is lowered.



### 3D AUTOMATIC DATA INPUT



**Digital caliper with optical sensor, and alloy shaft sliding bushes.**

Auto storage of distance and diameter up to 26"



**Integrated LED lights and laser**

#### GAR 266T WIDTH SENSOR

3D wheel tire sensor caliper for automatic measure of rim width



19" COLOR MONITOR AND KEYPAD



GAR266T width sensor arm

**STANDARD AIR TIRE LIFT**  
441 Lbs. capacity

**AIR LOCK**  
Pneumatic locking of the wheel.



#### AIR BRAKE

An electro-pneumatic brake keeps the wheel in the unbalance position.



Pneumatic air lock nut on wheel shaft comes standard.



**GAR 351**  
Standard air lock nut



SCAN CODE FOR PRODUCT VIDEO



#### STANDARD CALIBRATION KIT

Width Calipers  
Weight Pliers  
Calibration Weight



**Wheel diameter:** 10" - 30"

**Tire width:** 1.5" - 22"

**Maximum tire diameter:** 51"

#### R544 PLUS services:



Optional equipment may be required

**DIMENSIONS:**  
HEIGHT: 58.375" / 73.875" with hood up  
WIDTH: 78.625"  
DEPTH: 35" / 44.25" with hood up

#### TECHNICAL DATA

R544

Maximum assembly weight	441 lbs. (200kg)
Read out accuracy	10 g 1 g
Rotation speed (rpm)	100 80
Power supply	110v / 60 Hz / 10

### STANDARD ACCESSORIES



**GAR 111**  
Passenger tire cone kit  
1.75"-4"  
(44-104 mm)



**GAR 112**  
Light truck cone  
3.75"-5"  
(95-124 mm)



**GAR 113**  
Light truck cone  
4.65"-6.8"  
(118-174 mm)



**GAR 122**  
Truck spacer

#### GAR124 Spacer

May be used with GAR112 and the #8,9,10,11 collets

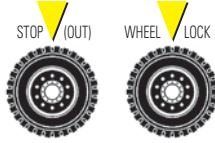
**GAR 114** 202/221/281  
2 Cones for trucks  
7.9" - 8.7" - 11"

# R540 RLTD TRUCK 2D

## 2D TECHNOLOGY ELECTRONIC BALANCER with MICROPROCESSOR

### AUTO STOP ON TOP / AUTO LOCK

Automatic stop of the wheel in the external unbalanced position.



**LARGE DIGITAL DISPLAY**  
Integrated keyboard

## AUTOMATIC BALANCING MODE

Versatile machine designed for easy, fast and accurate balancing of motorcycle, car and commercial wheels.

Microprocessor controlled with self-calibration and self-diagnostics.

Specific balancing programs for static, dynamic and ALU wheels. One single spin with low rotation speed provides all the values. Readout of out of balance values and the related position on the wheel. Wheel diameter and width in inches or millimeters. Unbalance readout in grams or ounces.



**STANDARD  
AIR TIRE LIFT**  
441 Lbs. capacity

## STANDARD ACCESSORIES



**GAR 111**  
Passenger tire cone kit  
1.75" - 4" (44-104 mm)



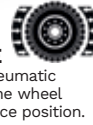
**CALIBRATION KIT**



**GAR 344**  
Quick lock

### AIR BRAKE

An electro-pneumatic brake keeps the wheel in the unbalance position.



**Wheel diameter:** 10" - 30"  
**Tire width:** 1.5" - 22"  
**Maximum tire diameter:** 51"

### R540 RTLD services:



Optional equipment may be required

### DIMENSIONS:

HEIGHT: 40"  
WIDTH: 69.5"  
DEPTH: 26.25"



**GAR 112**  
Light truck cone  
3.75" - 5"  
(95-124 mm)



**GAR 113**  
Light truck cone  
4.65" - 6.8"  
(118-174 mm)



**GAR 122**  
Truck spacer



### GAR124 Spacer

May be used with GAR112 and the #8,9,10,11 collets

**GAR 114 202/221/281**  
2 Cones for trucks  
7.9" - 8.7" - 11"

TECHNICAL DATA	R540
Maximum assembly weight	441 lbs. (200kg)
Read out accuracy	10 g 1 g
Rotation speed (rpm)	100 80
Power supply	110v / 60 Hz / 1Ø

## OPTIONAL ACCESSORIES / R544 PLUS / R540 RLTD

### CAMION / TRUCK / LKW APPLICATION

**GAR 171 three finger adapter**  
(3X170, 186, 205, 222, 245)

**GAR 172 four finger adapter**  
(4X275, 285) 202-221-281

**GAR 173 five finger adapter**  
(5X225, 286, 335)



**SHOWN:  
GAR 172**  
Four finger adapter



**HW700E400020**  
Truck centering disc  
Fits 219.9mm / 8.65" and 220.8mm / 8.69"  
Requires GAR173 and/or GAR172 for use



**GAR 266T**  
WIDTH SENSOR  
3D wheel tire sensor caliper for automatic measure of rim width  
Standard with R544 PLUS balancer  
Can be added to older R544 Series models  
NOT available for R540 balancer



**TIRE CHANGERS**



**WHEEL BALANCERS**



**ALIGNMENT RUNWAY LIFTS**



**ALIGNMENT SYSTEMS**



**Rotary's line of premium equipment is manufactured to the highest standards of quality and durability to help you perform the job right the first time, every time.**

Offer your customers top quality tire and wheel service by putting Rotary to work for you.

### Rotary Wheel Service Equipment

2700 Lanier Drive / Madison, IN 47250, USA

[www.rotarywheelservice.com](http://www.rotarywheelservice.com)



**Sales:**

1.812.273.1622 / 800.445.5438  
insidesales@vsdover.com

**Government Sales:**

800.445.5438 X5655

**For additional information:**

[rotarylift.com/Government-Purchasing-Assistance/](http://rotarylift.com/Government-Purchasing-Assistance/)



**Tech. Support:**

800.445.5438  
technicalsupport@rotarylift.com

Lit# Rotary Wheel Service Balancers Brochure.2021.11

©2021 VEHICLE SERVICE GROUP™, Printed in U.S.A., All Rights Reserved. Unless otherwise indicated, ROTARY, VEHICLE SERVICE GROUP™, DOVER and all other trademarks are property of Dover Corporation and its affiliates.

Product specifications, part numbers, images and component descriptions are subject to change without notice or liability.



**All Rotary Wheel Service Equipment carries an industry-leading 3 year warranty.**

See website for details.